











# Exploring London

## Key Vocabulary

 Town	An area with streets, houses, and buildings	 capital city	A city that is home to the government and ruler of a country
 City	A built up area where many people live closely together	 cathedral	A large, important church
 United Kingdom	A country made up of England, Ireland, Wales and Scotland	 country	A large area of land that has its own government
 Landmark	A feature that can be seen from far away	 Queen	A female monarch or the wife of a King
 bakery	A place where bread, cakes and pastries are made and sold	 fire	The heat, light and flames produced by burning

## Discussion Topics and Enquiry Questions

- How did the Great Fire of London start?
- Can you name different London landmarks?
- Can you describe the difference between a town and a city?
- Why did the fire spread so quickly?
- Who was Samuel Pepys and why is he important?

## Sentence Stems

- ★ I agree with...
- ★ I disagree with...
- ★ I would like to challenge...
- ★ It happens because...
- ★ I wonder...


## Big Question

How did the Great Fire of London change life in the capital city?

## Oracy Skills

<p><b>Social</b></p> <ul style="list-style-type: none"> <li>★ To confidently present a pre-prepared presentation</li> <li>★ To develop an awareness of the audience</li> </ul>	<p><b>Physical</b></p> <ul style="list-style-type: none"> <li>★ To start using gestures to support ideas</li> </ul>
<p><b>Linguistic</b></p> <ul style="list-style-type: none"> <li>★ To use technical and specific vocabulary.</li> <li>★ To know when to speak differently for a different audience</li> </ul>	<p><b>Cognitive</b></p> <ul style="list-style-type: none"> <li>★ To challenge someone else's opinion politely.</li> <li>★ To make what they are saying more exciting for the audience</li> <li>★ To make connections between what has been said and their own experiences</li> </ul>

## Recommended Reads



## Prior Knowledge

- ✓ Understand maps have keys
- ✓ Explore and use mechanisms in products
- ✓ Understand the difference between physical and human features
- ✓ Understand what plants need to survive
- ✓ Understand the different parts of plants
- ✓ Understand animals live in different habitats

## Key Skills

The skills we will use in this topic are:

- ❖ Reading maps and keys
- ❖ Comparing different areas
- ❖ Using sliders
- ❖ Designing and making
- ❖ Perform a simple test
- ❖ Observe

## Sticky Knowledge

- ❖ Children will know the four countries of the UK and their key symbols
- ❖ Children will be able to name and identify different London landmarks
- ❖ Children will understand what makes a city, a town and a village
- ❖ Children will identify the differences between London and Tokyo
- ❖ Children will identify the differences between houses from the past and present
- ❖ Children will know the events of the Great Fire of London and how it spread rapidly through the city
- ❖ Children will know about the fire at Windsor Castle and make links to the Great Fire of London
- ❖ Identifying and grouping materials
- ❖ Knowing which materials are the most suitable.
- ❖ Children will look at different animal habitats and know how they are suited to their environment
- ❖ Children will understand simple food chains