




Spelling Practice Ideas 2

Learning your spellings will really help you to improve your writing. You will be tested on your spellings every week with a new set of spellings. Spelling practice doesn't always have to be boring and there are lots of games here to help you to learn them at home. You should spend at least **25 minutes per week** learning your spellings. This can be 5 minutes per day or one big session. Please note down which activitie(s) you have done each week in your homework book.

<p style="text-align: center;">Speed Read</p> <p>How quickly can you read through all of the spellings in your list? Write down your time and challenge your parent!</p>	<p style="text-align: center;">Rainbow Words</p> <p>Use crayons, coloured pencils or markers to write your words. Make each letter a different colour.</p> 	<p style="text-align: center;">Practise Test</p> <p>Take a practise test. If you miss a word then write it out 3 times.</p>
<p style="text-align: center;">Word Hunt</p> <p>See how many of your words you can find during your weekly reading. Write them down along with the title of the book you found them in.</p>	<p style="text-align: center;">Sentences</p> <p>Write a sentence for each of at least 5 words of your spellings. Be sure to write complete sentences and underline the spelling words.</p>	<p style="text-align: center;">Trace It!</p>  <p>Use your finger to write out your word in a tray of sugar, sand or shaving foam. Have fun!</p>
<p style="text-align: center;">Picture It</p>  <p>Choose 6 of your words. Draw pictures to illustrate them. Write the word underneath each picture.</p>	<p style="text-align: center;">Spelling City</p> <p>Complete one of the games on www.spellingcity.com.</p>	<p style="text-align: center;">Grammar</p> <p>Teach someone something that you have learnt in a recent grammar lesson.</p>
<p style="text-align: center;">Puzzle Fun!</p> <p>Go to the website below to create a word scramble or search using your list of words. Print it out and stick it in your homework book.</p> <p>www.scholastic.com/kids/homework/spelling.htm</p>	<p style="text-align: center;">Memory</p> <p>Write out your spellings on cards. Turn all of your cards over and play Memory by matching up cards that have the same spelling pattern or sound.</p>	<p style="text-align: center;">Stamp It!</p> <p>Stamp the letters to spell out 8 of your words. If you don't have stamps, cut out letters from magazines or newspapers to spell your words.</p> 
<p style="text-align: center;">ABC Order</p> <p>Order your spelling list alphabetically.</p>	<p style="text-align: center;">Scrabble</p> <p>Use scrabble tiles to spell the words on your spelling list. Add up each of your words scores. Which one was the highest/lowest scoring word?</p> 